
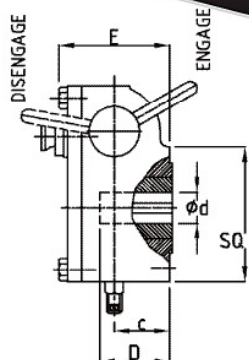
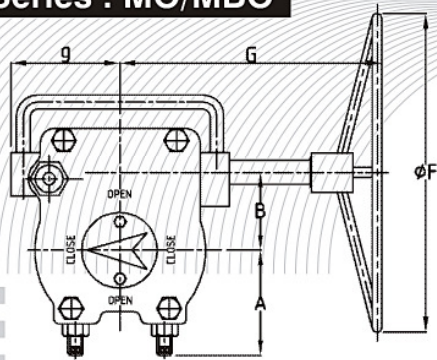


TOP MOUNTED TYPE QUARTER TURN MANUAL OVERRIDE WORM GEAR BOX

Series : MO/MBO



DIMENSIONAL DATA

MODEL	A	C	E	ØF	G	g	Sqd1	MOUNTING FLANGES
								Valve Side
MO 10	70	42.5	80	250	203	79	95	F7/F10
MO 12	100	49	95	300	250	80	126	F10/F12/F14
MO 14	112	61	105	400	263	91	152	F12/F14/F16

PERFORMANCE DATA

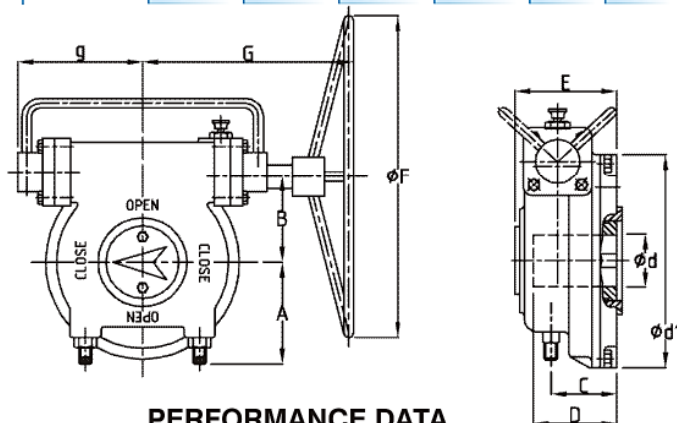
MODEL	GEAR RATIO	OUTPUT TORQUE (Nm)	MECH Adv.	ød (max.)	D (max.)
MO10	29	500	9.0	36	64
M012	37	1200	11.5	50	77
M014	43	1680	12.1	50	86

Operation :

- To Engage manual operation, pull out spring loaded locking pin then rotate the C-lever/Knob downwards until the locking pin re-engage.

Note :

- Drive bore to be specified by the customer.
- Key way confirm to IS : 2048.
- Mounting hole to ISO 5210 STD. Others optional.

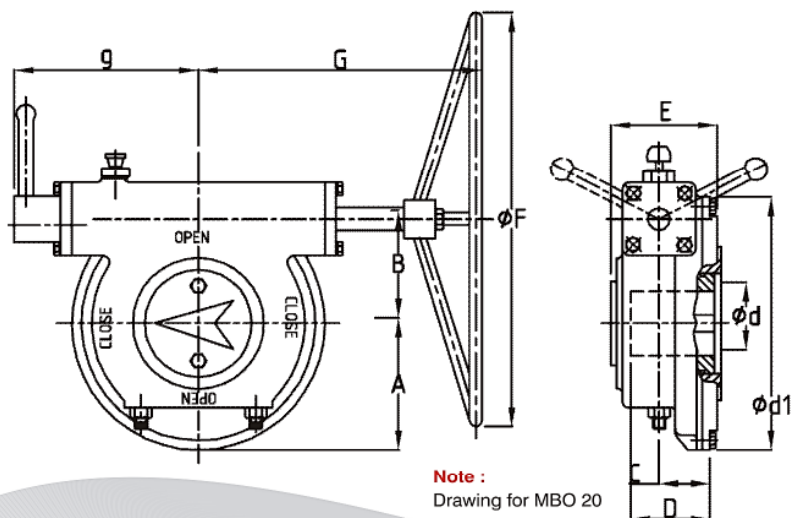


DIMENSIONAL DATA

MODEL	A	C	E	ØF	G	g	ød1	MOUNTING FLANGES
								Valve Side
MBO 13	117	66	106	400	253	148	235	F14/F16
MBO 15	120	74	113	500	279	155	240	F14/F16
MBO 20	165	77	135	600	370	240	339	F14/F16/F25

PERFORMANCE DATA

MODEL	GEAR RATIO	OUTPUT TORQUE (Nm)	MECH Adv.	ød (max.)	D (max.)
MBO13	50	2250	16.0	60	92
MBO15	51	2800	16.0	60	105
MBO20	54	4250	17.0	80	126



Note :
Drawing for MBO 20

MATERIAL OF CONSTRUCTION

PART NO.	PART NAME	MATERIALS
1	BODY	Cast Iron Gr.FG 220
2	COVER	Cast Iron Gr. FG 220
3	WORM	STEEL : En8
4	GEAR	SG IRON Gr 600/3
5	HANDWHEEL	ASTM A 53 / M.S.
6	INDICATOR	Cast Iron Gr.FG 220
7	Act. Mfg. Flange	Cast Iron Gr.FG 220
8	HANDWHEEL KEY	STEEL
9	BEARING BUSH	BRASS
10	BODY BOLTING	IS:1367 Gr. 8.8
11	O'RING	NITRILE
12	BEARING	TAPER ROLLER
13	GREASE	MP3 / AP3

NOTE :

Other Materials not mentioned above or available on Request.



SUPRIYA PROTOTECH
Range of Valves and Accessories



C-43, 44, 45, Industrial Estate, Gokul Road, HUBLI - 580 030, Karnataka, India.

Phone : (0836) 2212417, Fax : 0836-2333641. E-mail : sales@supriyaprototech.com. Website : www.supriyaprototech.com